



KLESARSKA ŠKOLA

BRABOURGSTONE PROJECT

KLESARSKA ŠKOLA PUČIŠČA

Dijon, 9th of February 2016.

Stonemasonry school – about the school

- School was founded on 5 January 1909.
- manual manufacturing of stone mainly performed by means of manual wrought tools.
- Practical work is done on the local stone types of medium hard limestone (Veselje)
- school is a member of European Association of Building Crafts and Design - the association of stonemasons, stonemason schools, craft chambers and other expert teams (22 European states, the seat of the association is in Bruxelles)



Vocational programs

➤ Programs

- 4 year educational school for the profession stonemason technician
- 3 year craft school for the profession stonemason



Curricula – modular

1. General education part:

CROATIAN LANGUAGE, ENGLISH LANGUAGE , GERMAN LANGUAGE, HISTORY, ETHIC, RELIGIOUS TEACHING, GEOGRAPHY, PHYSICAL EDUCATION, MATHEMATICS, PHYSICS, COMPUTER SCIENCE, POLITICS AND ECONOMY, BIOLOGY

2. Compulsory vocational module:

A) CIVIL ENGINEERING - TECHNICAL DRAWING WITH PLAN UNDERSTANDING, BUILDING MATERIALS, DESCRIPTIVE GEOMETRY, STRUCTURAL MECHANICS, BUILDING CONSTRUCTION, CONSTRUCTION MANAGEMENT,

B) STONE – PETROGRAPHY, STONE MASONRY CONSTRUCTION, STONE PROCESSING MACHINES, APPLICABLE COMPUTER SCIENCE,

C) FREEHAND DRAWING AND ART CREATIVITY, FREEHAND DRAWING,

D) PRACTICAL CLASSES

3. Elective – optional courses:

A) APPLICABLE CHEMISTRY, APPLICABLE PHYSICS,

B) ENTREPRENEURSHIP (SMALL COMPANY MANAGEMENT)

C) ART CREATIVITY (INTRODUCTION IN SCULPTOR MODELING, STYLES IN ARCHITECTURE, WORK IN STONE)

Vocational Education school

□ Syllabus

□ General working plan

for this project

□ Working plans for

each subject

Working methodology-subject related to the project

1 Picking up the relevant information

Publication, internet, ...

Information science

9. Publication

Cooperation with restorers

External partners

2. Croats emperors

Life style

History

3. Characteristic top views of buildings

Especially churches

Civil engineering constructions & mathematics

4. Preromanesque architecture-

ORNAMENTS&RELIEFS

Styles in architecture

5. Preromanesque law and mores

Written artefacts

Croatian language

6. Letter

Analyzing letters

Croatian language

7. Physical artefacts

Terrain class – making casts

Modelling


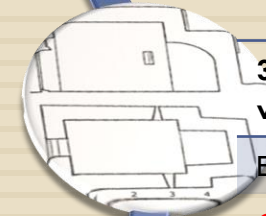
8. Making copy of Povaljski prag

Engraving the letters in stone

Practical work – school workshop

Pre romanesque period on the Island of Brac and in Dalmatia

Povaljska listina



Examples of working plan for one subject

SUBJECT	HISTORY
THEME CHOOSING	The theme is related to ERASMUS+ project "THE STORY OF STONE BRAČ-BOURGOGNE". Students will explore written documents and video materials about Croatian history in the Croatian rulers period. They are going to meet Croatian rulers, with life and culture of Croats in early Medieval and with history of the island of Brač in that period.
MENTOR	Andrijana Vladislavić, prof.
DURATION	October 2015 - kolovoz 2017
TEACHING DOMAIN	Regular teaching and additional teaching

THEME DESCRIPTION	The theme is related to ERASMUS+ project "THE STORY OF STONE BRAČ-BOURGOGNE". Students are going to explore theme The history of Croatian's in the time of national emperors. They are going to meet Croatian national emperor, with life and culture of Croats in early Medieval and with history of the island of Brač in that period. In cross curricular approach different teaching subjects like croatian language, free hand drawing and religious teaching will be related.
PROJECT GOALS	<ol style="list-style-type: none"> 1. to do educational process dynamic, interesting and attractive for students and teachers 2. to increase motivation for study medieval history and croatian cultural heritage 3. to develop student's key competences especially for verbal communication, demonstration and work on text 4. to relate subjects with themes according to cultural development on medieval Brač (architectural specialties, glagolitic monuments, activities of benedictines) comparing its with development in other parts of Croatia and Europe. 5. to develop critical thinking skills and argument skills, positive attitude about cultural activities of Croatian's rulers and love and respect toward croatian cultural heritage and its preservation 6. to have knowledge about Croatian history and history of Brač: <ul style="list-style-type: none"> • to describe events in medieval Europe and its implication to further development Croatian history and history of Brač • to highlight the meaning of christianisation of Croatia on its further historical development • to meet basic characteristics of ancient croatian buildings • to get knowledge about manifestation and development of glagolitics alphabet in Croatia • to qualify students to be able to link all mentioned before with then situation on the island of Brač at that time
EXPECTED RESULTS	<ol style="list-style-type: none"> 1. students capable for using different historical documents 2. to be able to see causal connection 3. to enable of reading historical maps 4. enabling connecting events on the island of Brač with the ones in Croatia
MAIN ACTIVITIES	<ol style="list-style-type: none"> 1. studying literature about Early Medieval on the territory of Croatia 2. studying literature about Early Medieval of the island of Brač 3. studying documentary series „Croatian kings“ 4. data processing and doing presentation
MEASURABLE OUTCOMES	<ol style="list-style-type: none"> 1. Power Point presentation

□ CROATIAN LANGUAGE

Curricular subject in Croatian language's teaching for 1st grade (stonemason technician), from history of Croatian language's area:
Trilingualism and trilateracy of Croatian medieval literature

Teaching units:

1. Ćiril-Metod's mission
2. Glagolitic
3. Latin
4. Cyrillic
5. The Baška tablet –
beginning of
Croatian literacy

□ According to individual plan we made joint schedule

The 1st phase

Publication

Cooperation with restorers

External partners

Picking up the relevant information

Publication, internet, ...

Information literacy

Making reconstruction of specific relief

Making new ornaments

Engraving the letters in stone

Practical work – school workshop



Physical artefacts

Terrain class – making casts

Modelling & Mathematics

Letter

Analyzing letters

Croatian language

Pre romanesque period on the Island of Brac and in Dalmatia

Croatians emperors

Life style

History

Characteristic top views of buildings

Especially churches

Civil engineering constructions & mathematics

Preromanesque architecture-

ORNAMENTS&RELIEFS



Modelling& Free hand drawing

Preromanesque law and mores

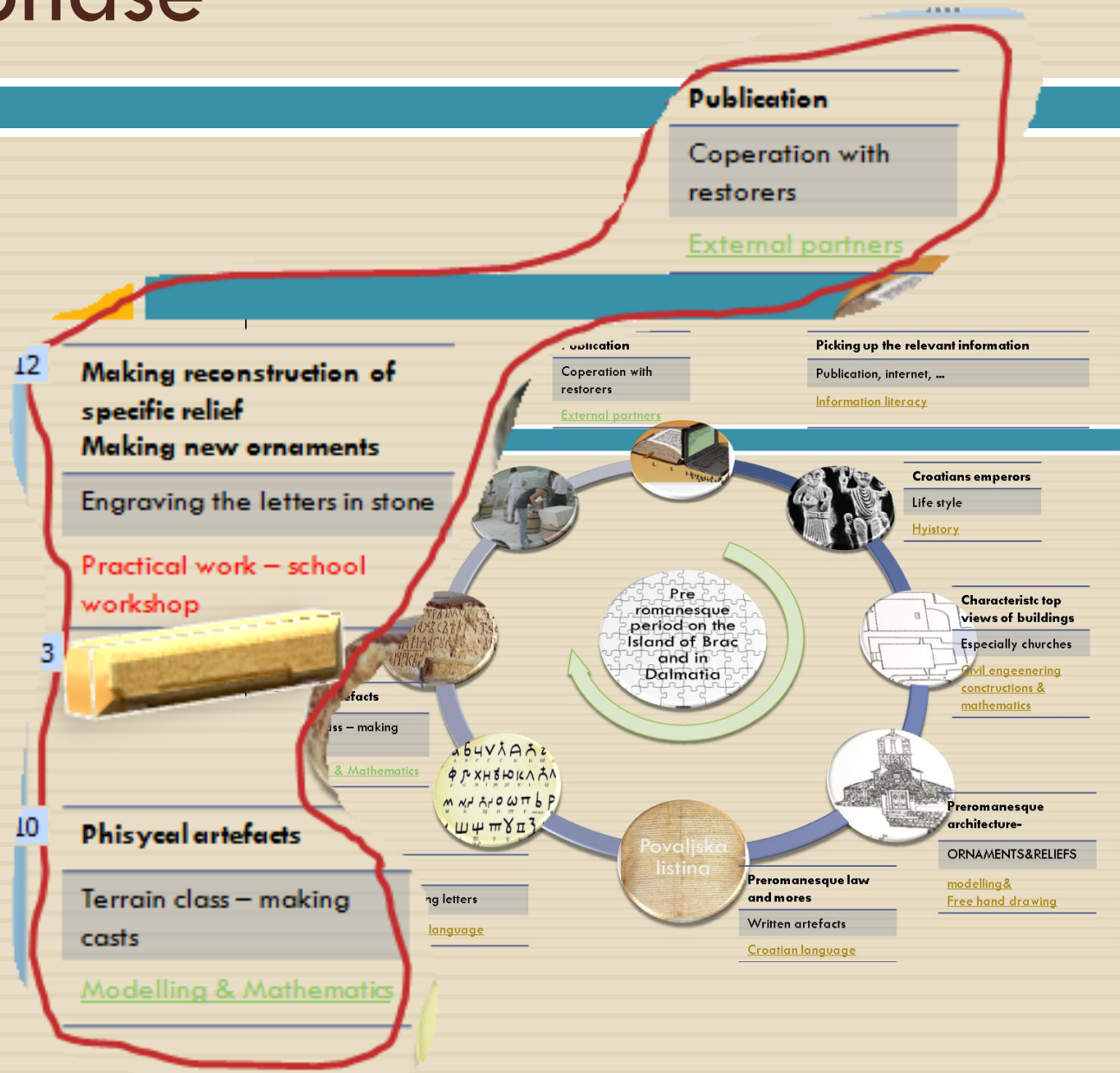
Written artefacts

Croatian language

Povaljska listina



The 2nd phase





KLESARSKA
ŠKOLA

Thank you for your attention



KLESARSKA
ŠKOLA

Information literacy - sources

-COLLECTING AND STUDY LITERATURE – TEACHERS AND STUDENTS,

Google Disk

BRAC - BOURGOGNE 8 stavaka



BRAC-KS PUCIS...



BRAC-

Google Disk

[BRAC - BOURGOGNE](#) > ... > Arhitektura 5 stavaka



Marasovic_Ranosre

Google Disk

[BRAC - BOURGOGNE](#) > ... > WRITTEN DOCUMENTS 5 stavaka



Plan rada - Povijest...



Plan rada-GradKon...



Plan rada-Hrvatski...



Plan rada-Matemati...




Plan rada-Mod...

MAKING,
CORRECTING AND
SHARING
INDIVIDUAL PLANS



History



- Students engagement: studying literature, making presentation



CROATIAN LANGUAGE

- CLASSROOM TEACHING


1. After recording the materials which we needed, we started working on texts by comparing them and finding the common points, talking about types of texts from that period, about charters, files, documents, statutes, about its importance for the island Brač, and all in the context of Croatian Medieval literature.
2. We are having conversation on the already learned, about trilingual letter and we are comparing letters; glagolitic's, cyrillic's and latin's.
3. We are trying to write some words from contemporary language by using today's unknown letters from Medieval period.
4. Based on these activities, we get an idea to write the name of our school on transom on the old Cyrillic alphabet such as one on Povaljski prag, carved by master Radonja. In order to succeed, the correlation with other school subjects is important, such as draftmanship, computing and styles in architecture because we are going to try to achieve desired goal by computer animation.



Croatian language-"Povaljska listina"



(12th century) as the oldest writings, written and epigraphic, on the Cyrillic alphabet in Croatia




Croatian language-"Povaljski prag"




Going to Škrip is associated to the Night of museums, cultural manifestation in which our students also participate.



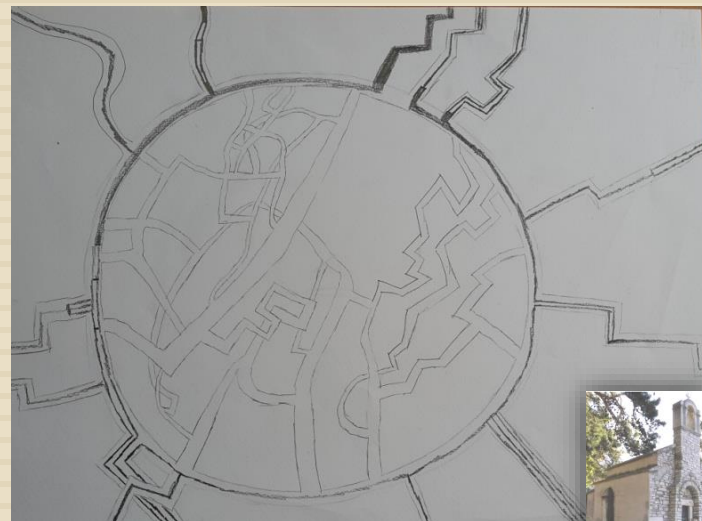
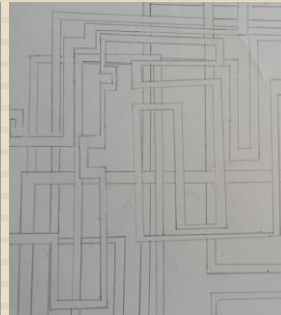
Styles in architecture & Drawing




- Studing historical ornaments
students made their own original
works




- It is base for further modeling
and stone carving



Styles in architecture & Drawing

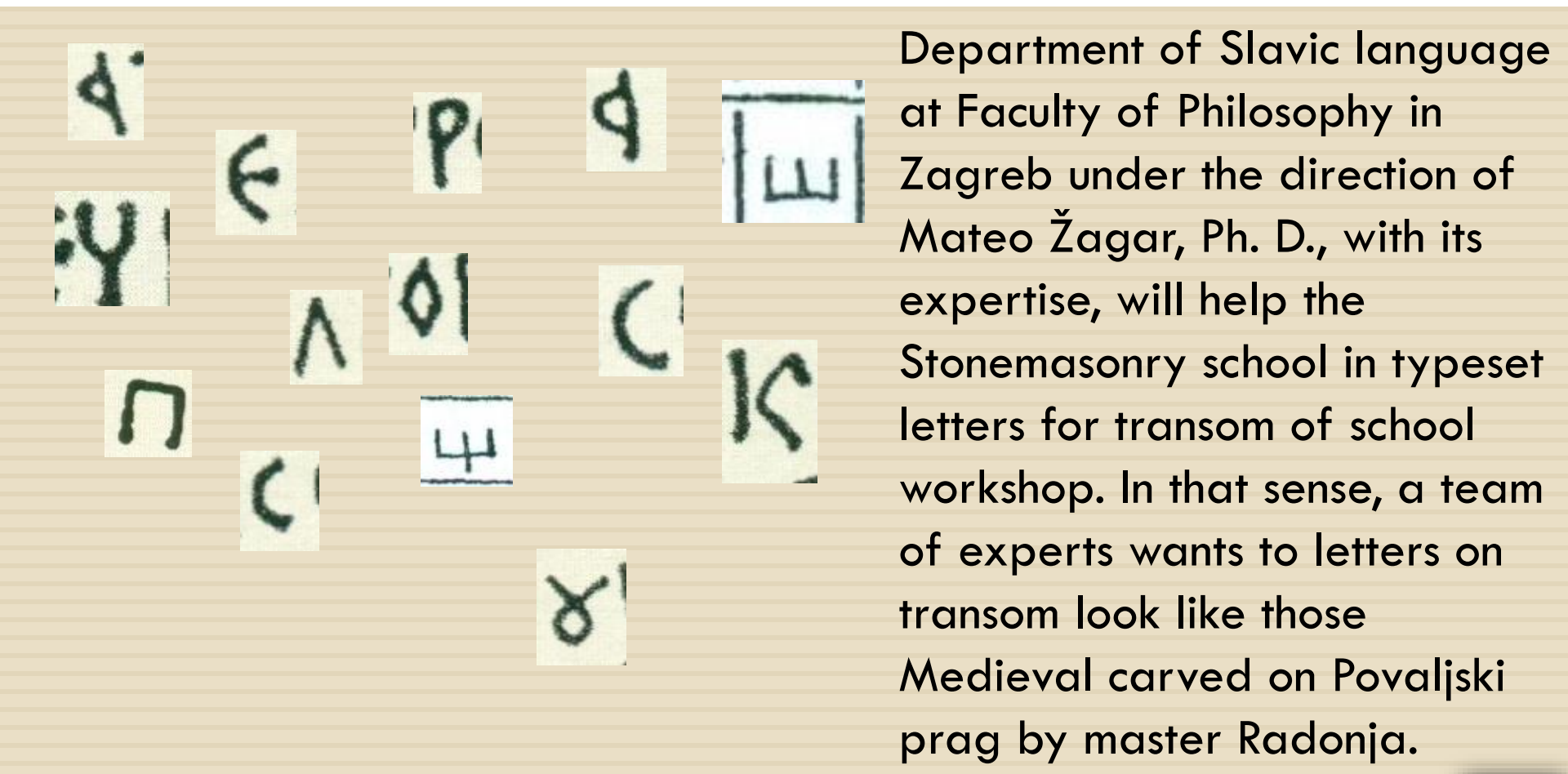


Modeling



- Based on historical ornaments students made their own original works = base for further modeling and stone carving






Department of Slavic language
at Faculty of Philosophy in
Zagreb under the direction of
Mateo Žagar, Ph. D., with its
expertise, will help the
Stonemasonry school in typeset
letters for transom of school
workshop. In that sense, a team
of experts wants to letters on
transom look like those
Medieval carved on Povaljski
prag by master Radonja.



THE FUTURE TRANSOM LABEL ON SCHOOL ENTRANCE



Transliteration – from Cyrillic to Latin



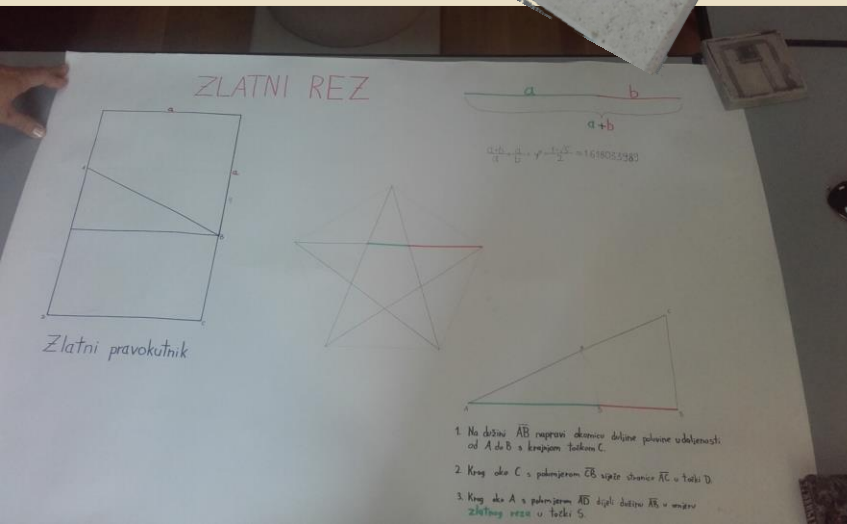
KLESARSKA



After the expert analysis we receive the letters that our students will arrange and shape artistically. At a later stage, they will carve them by hand tools for carving which have been used since Roman times and, also, the Middle Ages.



Mathematics & Civil engineering construction



1. Na dušini \overline{AB} nanesemo okružnicu poluprečnice udaljenosti od A do B s krajnjom tačkom C.
2. Krug oko C s poluprečnikom \overline{CB} siječe okružnicu \overline{AC} u tački D.
3. Krug oko A s poluprečnikom \overline{AD} siječe dušinu \overline{AB} u omjeru **zlatnog reza** u tački S.

